| ORDER NUMBER | CONNECTION STYLE AND MATERIAL | BULB MATERIAL |
|---|---|---|
| UNION CONNECTION | | |
| 01 | UNION HUB BRASS | COPPER |
| 02 | UNION HUB 316 SS | 316 SS |
| ADJUSTABLE UNION CONNECTION | | |
| 03 | UNION HUB BRASS | COPPER |
| 04 | UNION HUB 316 SS | 316 SS |
| PLAIN BULB | | |
| 05 | NONE | COPPER |
| 06 | NONE | 316 SS |
| FEP COVERED BULB | | |
| 07 | NONE | COPPER WITH FEP COVERING |
| 08 | NONE | 316 SS WITH FEP COVERING |
| UNION CONNECTION WITH SPIRAL ARMOR | | |
| 09 | UNION HUB BRASS | COPPER WITH SS SPIRAL ARMOR |
| 10 | UNION HUB 316 SS | 316 SS WITH SS SPIRAL ARMOR |

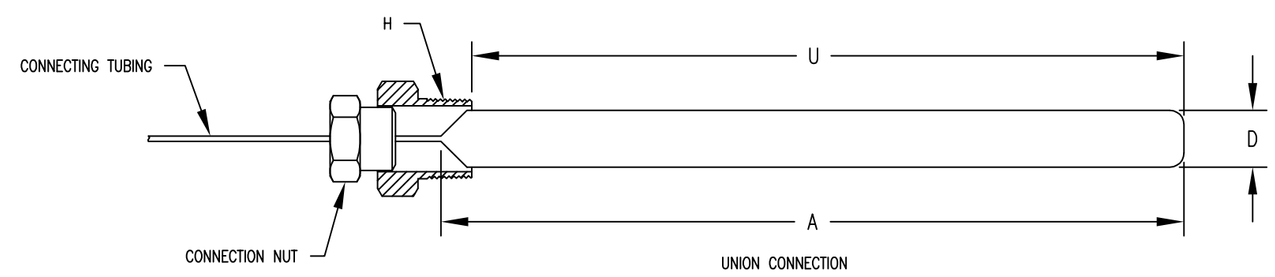

UNION CONNECTION



ADJUSTABLE UNION CONNECTION

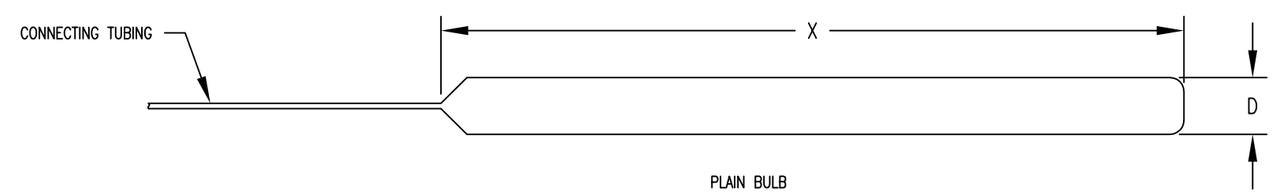

PLAIN BULB

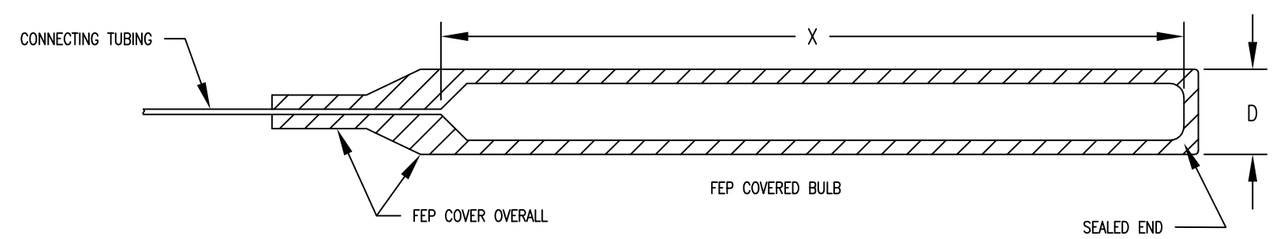

FEP COVERED BULB

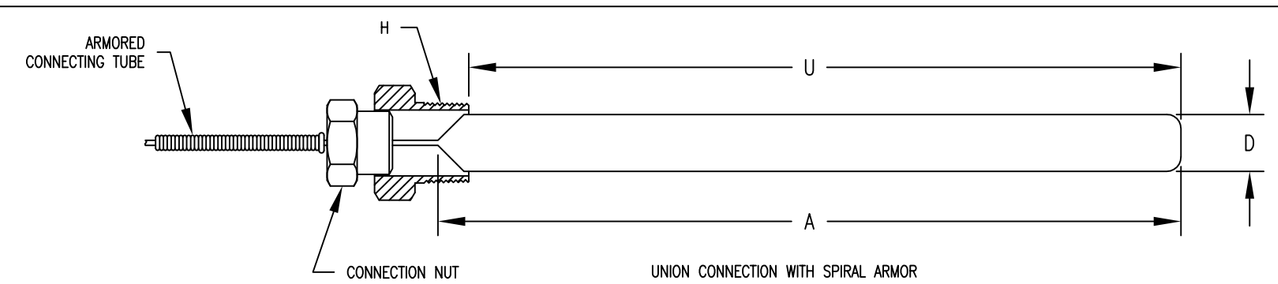

UNION CONNECTION WITH SPIRAL ARMOR

| BULB & CAPILLARY ORDER NUMBER | DIM | NON-INDICATING ACTUATORS CAPILLARY LENGTHS BULB AND CAPILLARY | | | | FAIL-SAFE ACTUATORS CAPILLARY LENGTHS |
|---|---|---|---|---|---|---|
| | | 8 TO 16 FT IN [MM] | 20 FT IN [MM] | 24 TO 36 FT IN [MM] | 40 TO 52 FT IN [MM] | 8 FT* IN [MM] |
| 01, 02, 03, 04, 09, 10 | A | 13 [330] | 16 [406] | 20 [508] | 24 [610] | 16 [406] |
| | U | 12.25 [311] | 15.25 [387] | 19.25 [489] | 23.25 [591] | 15.25 [387] |
| | D | 1 [25] | 1 [25] | 1 [25] | 1 [25] | 1 [25] |
| | H | 1" NPT | 1" NPT | 1" NPT | 1" NPT | 1" NPT |
| 05, 06 | X | 13 [330] | 16 [406] | 20 [508] | 24 [610] | 16 [406] |
| | D | 1 [25] | 1 [25] | 1 [25] | 1 [25] | 1 [25] |
| 07, 08 | X | 15 [381] | 18 [457] | 22 [559] | 26 [660] | 18 [457] |
| | D | 1.16 [29] | 1.16 [29] | 1.16 [29] | 1.16 [29] | 1.16 [29] |

* ON FAIL-SAFE MODELS, MINIMUM INSERTION LENGTH INCREASES BY 1" FOR EACH ADDITIONAL 4FT. CAPILLARY INCREMENT.

CAPILLARY LENGTH

CAPILLARIES ARE AVAILABLE IN LENGTHS FROM 8 TO 52 FEET IN 4-FOOT INCREMENTS.
SPECIFY THE DESIRED LENGTH IN FEET IN THE MODEL NUMBER WITH A TWO-DIGIT NUMBER.

(CD) = CRITICAL DIMENSION
STANDARD TOLERANCES UNLESS NOTED:
ALL DECIMAL DIMENSIONS ± .005
ALL ANGLES ± 1°

SCALE = NONE

| NO. | CHANGES | BY/DATE | DATE | NAME | MATERIAL |
|---|---|---|---|---|---|
| | | | DWN BY | 38R SERIES BULB AND CAPILLIARY | FINISH |
| | | | CHKD | | DWYER INSTRUMENTS, INC. MICHIGAN CITY, INDIANA 46360 U.S.A. |
| | | | APPD | ACAD2002 | |

NOTICE: This drawing and the principles and elements of design embodied therein are the exclusive property of DWYER INSTRUMENTS, INC. and are not to be communicated, disclosed, reproduced or used except as previously authorized in writing by such corporation and must not be submitted to outside parties for examination without the written consent of said corporation.



FR. NO.